



# KORODUR Industrial Floor

Quality for generations



Climate neutrality by 2030  
Our goal is clear.  
For this, we develop new products  
and structure all our processes.



# YOUR **PLUS** FOR YOUR KORODUR INDUSTRIAL FLOOR

- + highly wear resistant
- + electrostatically non chargeable
- + anti-skid & non-slip
- + easy to maintain
- + implementation of increased flatness requirements
- + resistant to gasoline and oil
- + frost and de-icer resistant
- + indoors & outdoors
- + available in colours
- + mineral, physiological harmless



Michael & Nikola Heckmann  
CEO of KORODUR,  
a family-owned company in 3rd generation

*"KORODUR floors stand for the highest quality standards in the industry. Our customers invest in the future of their business, because quality remains - still when the purchase price is long forgotten."*

## PROCESSING AT A GLANCE



hard-aggregate layer  
on fresh concrete



hard aggregate dry-  
shake



hard aggregate layer  
bonded on existing sub-  
base



hard aggregate thin  
screed



fast-setting repair  
mortar



fast-setting  
concrete



fast-setting screed



Scan the QR code to view and download processing recommendations for application.

[www.korodur.de/en/service/anwendungsempfehlungen](http://www.korodur.de/en/service/anwendungsempfehlungen)

Our products are processed world-wide by professional and experienced specialists.







steel industry



construction machinery



agricultural machinery



Heidelberger  
Druckmaschinen



Caterpillar



car park



grocery store



recycling




assembly/production



Daimler Logistik



underground train  
station in Cologne



high-bay warehouse



Airbus



*The anvil in our logo stands for extreme resistance and almost lifelong use of our KORODUR floors. For decades, many industries and sectors have built their productive life on them - the foundation for their entrepreneurial success.*



paper industry



building material storage



furniture industry



high school



Amazon




Metro Group

**KORODUR industrial floors are used in many sectors and industries world-wide:**

- industrial buildings
- distribution hubs
- productions logistics
- production halls
- high-bay warehouses
- workshops
- heavy industry
- logistics halls
- exhibition area
- sales area
- car parks
- cold stores
- hangars
- ramps
- railway platforms
- museums etc.



hotel lobby



show rooms



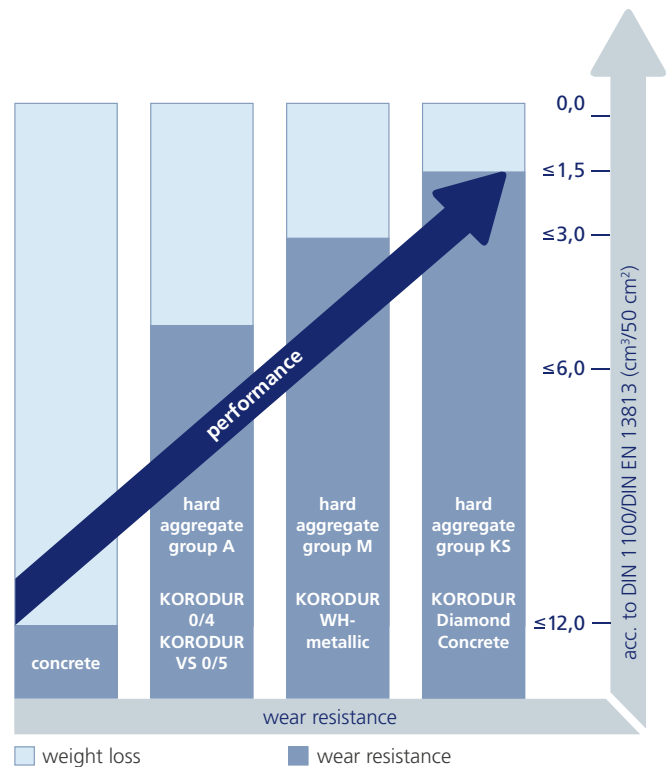
# Basic norms

## DIN 1100 – Hard aggregates for cementitious hard aggregate screeds

DIN 1100 stipulates the required standard to have hard aggregates which are used as aggregates in hard screeds acc. to DIN 18560-7, giving the screed specific strength properties and high wear resistance. It also stipulates the testing procedures and regulations for quality monitoring.

Hard aggregates are classified in three category groups acc. to their wear resistance (Böhme):

coating group	wear resistance
<b>A</b> (general)	$\leq 6 \text{ cm}^3/50 \text{ cm}^2$
<b>M</b> (metallic)	$\leq 3 \text{ cm}^3/50 \text{ cm}^2$
<b>KS</b> (corundum/silicon carbide)	$\leq 1,5 \text{ cm}^3/50 \text{ cm}^2$



## DIN 18560-7 – Industrial screeds in construction

DIN 18560-7 includes the national application regulations for industrial screeds acc. to DIN EN 13813. A hard aggregate screed acc. to DIN 18560-7 is a heavy duty cement screed (industrial screed) with hard aggregates acc. to DIN 1100. Part 7 defines the three important stress groups I heavy, II medium and III light, forming the basis for the planning and tender specification of an industrial screed. On this basis and depending on the coating group, the layer thickness of the hard aggregate screed is determined.

### Groups of mechanical stress acc. to DIN 18560-7, table 1

stress group	stress caused by	
	mobile industrial handling equipment, kind of tires*	operational processes and pedestrian traffic, examples
<b>I</b> (heavy)	steel and polyamide	processing, sliding and rolling of metal parts, placing down of goods by means of metal forks, pedestrian traffic of more than 1000 persons/day
<b>II</b> (medium)	urethane-elastomer and rubber	sliding and rolling of wood, paper rolls and plastic castings, pedestrian traffic of 100 to 1000 persons/day
<b>III</b> (light)	solid tires and pneumatic tires	assembly areas (on tables), pedestrian traffic up to 100 persons/day

\* refers only to clean tires; pressed-in grit and dirt on tires increase the stress

### Nominal thickness of a hard aggregate layer acc. to DIN 18560-7, table 6

stress group acc. to table 1	nominal thickness in mm acc. to coating group		
	<b>A</b>	<b>M</b>	<b>KS</b>
<b>I</b> (heavy)	≥ 15	≥ 8	≥ 6
<b>II</b> (medium)	≥ 10	≥ 6	≥ 5
<b>III</b> (light)	≥ 8	≥ 6	≥ 4

## DIN EN 13813 – Screed material and floor screeds


DIN EN 13813 represents a pure material norm, stipulating the requirements to screed mortars for industrial floor constructions in indoor areas. Depending on the type, differing standardized characteristic values for the description of the properties are required. For a directly used, cementitious industrial screed, compressive strength, flexural strength and wear resistance have to be indicated.



Product properties

KORODUR system solutions			product data			processing			curing*			surface treatment				specific features		
			product quality	coating group	layer thickness	consumption	fresh on fresh	on set concrete sub-base (with bonding agent)	dry-shake method	intermediate curing (with KOROCURE)	curing (with KOROTEX KOROMINERAL CURE)	densifying (with KOROMINERAL CURE)	epoxy impregnation (with KOROPOLY)	KOROCLEAN (special grinding procedure with densifier)	food safety		conductivity	
	KORODUR hard aggregates (without binding agent)	NEODUR dry mortars (with binding agent)																
hard aggregate screed	0/4 and VS 0/5	HE 65	CT-C70-F9-A6	A	8–15 mm	2,1 kg/m²/mm	✓	✓  (KORODUR HB5)		✓	✓	✓	✓	✓	✓	✓	optional supply in silo meets Federal Water Act frost and de-icer resistant various colours available	
	WH-special	HE 65 SVS 3	CT-C70-F9-A3	A														
	WH-metallic	HE 65 metallic	CT-C80-F11-A3	M	6–15 mm	3,5 kg/m²/mm												
	Diamond Concrete	HE 65 SVS 1,5	CT-C70-F9-A1,5	KS	4–15 mm	2,2 kg/m²/mm												
hard aggregate screed synthetic-modified		HE 65 Plus	CT-C70-F9-A6	A	15–30 mm	2,1 kg/m²/mm		✓  (no bonding agent)		✓	✓	✓	✓	✓	✓	✓	high frost/de-icer resistance no additional bonding agent	
hard aggregate dry-shake	0/4	HE 3	CT-C70-F9-A6	A	1–2 mm	3–5 kg/m²	✓		✓	✓	✓	✓	✓	✓	✓	✓	mechanically processable easy handling various colours available	
	WH-special	HE 3 SVS 3	CT-C70-F9-A3	A		6 – 8 kg/m²												
	WH-metallic	HE 3 metallic	CT-C80-F11-A3	M		3–5 kg/m²												
	Diamond Concrete	HE 3 SVS 1,5	CT-C70-F9-A1,5	KS		3–5 kg/m²												
hard aggregate fast screed		HE 60 rapid	CT-C60-F8-A6	A	10 mm and up	2,1 kg/m²/mm		✓  (HB 5/60 rapid)			✓	✓	✓	✓	✓	✓	fast-setting early strength highly wear-resistant dimensionally stable	
		HE 60 rapid SVS 3	CT-C60-F8-A3	A		2,5 kg/m²/mm												
		HE 60 rapid metallic	CT-C60-F8-A3	M		2,2 kg/m²/mm												
		HE 60 rapid SVS 1,5	CT-C60-F8-A1,5	KS		2,2 kg/m²/mm												
fast-setting screed binder		FSCem	CT-C40-F6 to CT-C50-F7		15 mm and up	2,1 kg/m²/mm		✓  (HB 5/60 rapid)							✓	✓	fast-setting early ready for covering dimensionally stable	
fast-setting screed		FSCem Screed	CT-C40-F6		15–120 mm													
self-leveling systems		NEODUR Level	CT-C40-F8-AR0,5		5–30 mm	1,7 kg/m²/mm		✓  (KORODUR PC)				✓				✓	✓	self-leveling fast-setting wear-resistant

\* in case of a surface treatment, curing only with foil




# Hard aggregate topping or dry-shake?

The technical discussion about the topic hard aggregate topping or dry-shake method has intensified during the recent years both in Germany as well as abroad. There are advantages and disadvantages of both systems. The planned use of the industrial floor, i.e. the expected stress, is of great importance.

For mineral hard aggregate toppings acc. to DIN 18560-7 the test criteria, the hard aggregate quality and the layer thickness, in dependence of the stress are clearly defined. A hard aggregate dry-shake application also improves the abrasion resistance of a floor. However, in highly stressed areas, the resistance of the floor, due to the dry-shake thickness is limited in its durability.

The differences between the two methods become clear when comparing the consumption quantities. The dry-shake method allows a layer thickness of up to 1 to 2 mm at maximum. However, a hard aggregate topping in a layer thickness of e.g. 10 to 15 mm is technically superior to a thickness of 1 to 2 mm.



<b>impact resistance</b>	the thicker the hard aggregate layer, the higher the impact resistance	absorbed only by the concrete sub-base
<b>penetration behavior/effect of liquid media</b>	a hard aggregate topping, following the DAfStb guide line "Concrete construction in context with water pollutant substances", is classified as dense	due to minor layer thickness, proof of density not possible
<b>frost and de-icer test</b>	a hard aggregate layer, acc. to the CDF test method, is classified as frost/de-icer resistant	due to minor layer thickness, proof of frost/de-icer resistance not possible
<b>colored floors</b>	complete coloring of the hard aggregate layer	due to minor layer thickness, risk of mixing-up with the base concrete
<b>wear resistance of finished component</b>	the wear resistance values to be achieved are bindingly defined in DIN 18560-7 for each coating group	acc. to experience, the wear resistance values range below the values of the used hard aggregate material due to the mixing-up of the dry-shake application with the base concrete
<b>compressive strength</b>	compressive strength minimum 70 N/mm <sup>2</sup>	acc. to experience, the surface compressive strength only corresponds to the compressive strength of the concrete grade
<b>flatness</b>	the hard aggregate layer may contribute to fulfil higher demands to flatness	flatness is only defined by the accuracy of installation of the base concrete
<b>steel fiber reinforcement/ organic components in the concrete</b>	the hard aggregate layer covers reliably steel fibers protruding from the concrete and floating organic components	depending on the concrete formulation and the steel fibers type/quantity, steel fibers may appear on the surface







**MADE IN  
GERMANY**

## **KORODUR – Quality for generations**

### **More than 750 million m<sup>2</sup> – proof enough**

**KORODUR Westphal Hartbeton GmbH & Co. KG**  
**KORODUR International GmbH**

#### **Headquarters**

Wernher-von-Braun-Str. 4  
92224 Amberg, Deutschland  
phone: +49 (0) 9621 47 59-0  
fax: +49 (0) 9621 32 341  
mail: [info@korodur.de](mailto:info@korodur.de)

#### **Production Plant**

Hohensteinstr. 19  
44866 Bochum, Deutschland  
phone: +49 (0) 2327 94 57-0  
fax: +49 (0) 2327 32 10 84



[www.korodur.de](http://www.korodur.de)

**HINTS:** This specifications provided in this brochure for application and processing are based on tests carried out by KORODUR under ideal conditions in the laboratory and acc. to the relevant technical regulations. Therefore, the indicated data don't represent directions for application or a quality agreement in the meaning of § 434 (1) BGB, no regulation in the meaning of § 434 (2) sentence 2 BGB (German Civil Code) and no guarantee for practical application. Due to the differing conditions on site, preliminary own tests and suitability checks are required before application. Please consider the currently valid product information as well as the relevant safety data sheet acc. to Regulation (EC) No. 1907/2006 in the latest version - also published on the internet: [www.korodur.de](http://www.korodur.de)